


MICRO AC GEAR MOTOR SERIES

180/250W □ 104×104mm



Motor Technical Parameters

	motor with gear shaft		Power W	Voltage V	Frequency Hz	Current A	Starting torque mN.m	Rated Torque mN.m	Rated Speed rpm	Rated Time min	Capacitor μ F/50VAC
	motor with round shaft	motor with gear shaft									
Inch motor	6K180/250A-A	6K180/250G-A	180/250	1PH110	50	3.65	1.10	1.32	1300	Continuous	40/250
					60	2.72	0.92	1.10	1500		
	6K180/250A-C	6K180/250G-C	180/250	1PH020	50	1.40	1.10	1.32	1300	Continuous	10/450
					60	1.21	0.92	1.10	1500		
	6K180/250A-S	6K180/250G-S	180/250	3PH020	50	1.08	3.41	1.32	1300	Continuous	
					60	0.92	2.83	1.10	1500		
6K180/250A-U	6K180/250G-U	180/250	3PH080	50	0.61	3.41	1.32	1300	Continuous		
				60	0.51	2.83	1.10	1500			
Bracket motor	6K180/250A-AM	6K180/250G-AM	180/250	1PH110	50	3.15	1.10	1.35	1300	30	48/250
					60	2.82	0.92	1.15	1500		
	6K180/250A-CM	6K180/250G-CM	180/250	1PH020	50	1.45	1.10	1.35	1300	30	12/450
					60	1.28	0.92	1.15	1500		
	6K180/250A-SM	6K180/250G-SM	180/250	3PH020	50	1.11	3.41	1.35	1300	30	
					60	0.92	2.83	1.15	1500		
6K180/250A-UM	6K180/250G-UM	180/250	3PH080	50	0.65	3.41	1.35	1300	30		
				60	0.56	2.83	1.15	1500			

	motor with round shaft		Power W	Voltage V	Frequency Hz	Starting torque mN.m	Speed/Control Range 1/min	Rated Torque mN.m		Rated Time min	Capacitor μ F/50VAC
	motor with round shaft	motor with gear shaft						1200rpm	50rpm		
Inch motor	6K180/250RA-A	6K180/250RG-A	180/250	1PH110	50	1.02	90-1400	1.31	0.45	Continuous	40/250
					60	0.85	90-1600	1.31	0.45		
	6K180/250RA-C	6K180/250RG-C	180/250	1PH020	50	1.02	90-1400	1.31	0.45	Continuous	10/450
					60	0.85	90-1600	1.31	0.45		

Allowable load for the gear motor

reduction ratio	reduction ratio											reduction ratio											
	3	5	7.5	10	12.5	15	18	20	25	30	36	40	50	60	75	90	100	120	150	180	200	250	300
50Hz/150W	500	300	200	150	120	100	83	75	60	50	41.8	37.5	30	25	20	16.6	15	12.5	10	8.3	7.5	6	5
	3.4	5.6	8.5	11.4	13.8	16.6	20.5	22.5	26.5	30.8	36.5	43.0	50.0	50.0	50.0	50.0	50.0	50.0	50.0	50.0	50.0	50.0	50.0
50Hz/180W	550	330	220	165	132	110	92	83	66	55	46	42	33	28	22	18	16	14	11	9	8	6.6	5.5
	2.8	4.6	7.0	9.3	11.6	13.8	16.5	18.4	22.0	26.6	33.5	36.0	45.0	50.0	50.0	50.0	50.0	50.0	50.0	50.0	50.0	50.0	50.0
50Hz/250W	500	300	200	150	120	100	83	75	60	50	41.6	37.5	30	25	20	16.6	15	12.5	10	8.3	7.5	6	5
	4.3	7.9	11.9	15.9	19.8	23.8	28.7	31.8	39.7	47.7	57.3	63.6	72.0	72.0	72.0	72.0	72.0	72.0	72.0	72.0	72.0	72.0	72.0
50Hz/250W	550	330	220	165	132	110	92	83	66	55	46	42	33	28	22	18	16	14	11	9	8	6.6	5.5
	4.3	7.2	10.8	13.8	17.2	20.3	24.5	26.4	34.2	40.2	50.2	52.8	60.0	72.0	72.0	72.0	72.0	72.0	72.0	72.0	72.0	72.0	72.0

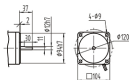
051-36512626

www.kalasanatisafaei.com



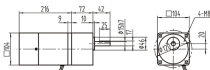
OUTLINE DIMENSION SHEET

Motors



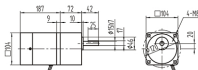
Brake Motors

6IK180/250GU-□M+6GU□K



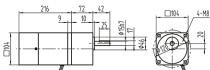
Speed Constant(Control) Motors

6IK180/250GU-□RF+6GU□K



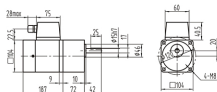
Speed Control & brake Motors

6IK180/250GU-□MR+6GU□K



Terminal Box Type Motors

6IK180G/250U-□TF+6GU□K



Key



104

